

Storage Solutions

Answers for all your storage needs.

- *High Capacity Cabinets*
- *Mobile Utility Cabinets*
- *Shop Desks*
- *Shelving*



2001 South Highway 61 • Lake City, MN 55041
Ph: (800)328-1480 or (651)345-3386 Fx: (651)345-3606
valleycraft.com customer@valleycraft.com

High Capacity Cabinets

Vari-Tuff™ high capacity cabinets are available in a variety of sizes and multiple bin and shelving options to customize our cabinets to meet your storage needs. All cabinets feature a 3-point locking handle. ***Bins NOT Sold Separately**

***Digilock electronic locks available as an extra on any model**

BIN SIZES:

XSmall (XS): 4"W x 5"L x 3"H

(8 lb. cap. per bin)

Small (S): 4"W x 7"L x 3"H

(10 lb. cap. per bin)

Medium (M): 6"W x 11"L x 5"H

(30 lb. cap. per bin)

Large (L): 8"W x 15"L x 7"H

(60 lb. cap. per bin)

XLarge (XL): 16"W x 15"L x 7"H

(10 lb. cap. per bin)

Extra Wide Storage Cabinet



Model No.	Door Style	Size	Bins (not sold separately)	Shelving
F8 7953 A7	Flush	60"W x 24"D x 84"H	227 Total: (80) XS; (90) S; (30) M; (18) L; (9) XL	Not Applicable
F8 7954 A6	Flush	60"W x 24"D x 84"H	185 Total: (80) XS; (90) S; (6) L; (9) XL	(3) 60"Wx18"D shelves
F8 7104 A7	Flush	60"W x 24"D x 84"H	Bin Brackets Only	(3) 60"Wx18"D shelves
F8 7955 A5	Flush	60"W x 24"D x 84"H	Bin Brackets Only	Not Applicable
F8 5868 A7	Flush	72"W x 24"D x 84"H	264 Total: (96) XS; (96) S; (36) M; (24) L; (12) XL	Not Applicable
F8 5869 A6	Flush	72"W x 24"D x 84"H	212 Total: (96) XS; (96) S; (8) L; (12) XL	(3) 72"Wx18"D shelves
F8 5870 A5	Flush	72"W x 24"D x 84"H	Bin Brackets Only	Not Applicable

Utility Drawer Cabinet



Model No.	Door Style	Size	Bins (not sold separately)	Shelving
F8 8122 A7	Flush	48"W x 24"D x 78"H	69 total: (56) XS, (11) L, (2) XL	(2) 36"Wx18"D shelves; (12) 18"Wx4"D door shelves
F8 8123 A6	Flush	48"W x 24"D x 78"H	72 total: (56) XS, (8) M, (6) L, (2) XL	(2) 36"Wx18"D shelves; (12) 18"Wx4"D door shelves
F8 8124 A5	Flush	36"W x 24"D x 72"H	52 total: (36) XS, (12) M, (4) L	(2) 36"Wx18"D shelves; (12) 12"Wx4"D door shelves
F8 8125 A4	Flush	36"W x 24"D x 72"H	58 total: (36) XS, (18) M, (4) L	(2) 36"Wx18"D shelves; (12) 12"Wx4"D door shelves
F8 8126 A3	Flush	36"W x 24"D x 72"H	Bin Brackets Only	(2) 36"Wx18"D shelves; (12) 12"Wx4"D door shelves
F8 8127 A2	Deep	48"W x 24"D x 72"H	69 total: (56) XS, (11) L, (2) XL	(2) 48"Wx18"D shelves; (12) 23"Wx4"D door shelves
F8 8128 A1	Deep	48"W x 24"D x 72"H	72 total: (56) XS, (8) M, (6) L, (2) XL	(2) 48"Wx18"D shelves; (12) 23"Wx4"D door shelves
F8 8129 A0	Deep	36"W x 24"D x 72"H	52 total: (36) XS, (12) M, (4) L	(2) 36"Wx18"D shelves; (12) 18"Wx4"D door shelves
F8 8130 A9	Deep	36"W x 24"D x 72"H	58 total: (36) XS, (18) M, (4) L	(2) 36"Wx18"D shelves; (12) 18"Wx4"D door shelves

Jumbo Bin & Shelf Cabinet



Model No.	Door Style	Size	Bins (not sold separately)	Shelving
F8 7841 A5	Flush	48"W x 24"D x 78"H	137 total: (64) XS, (64) S, (3) L, (6) XL	(3) 48"Wx18"D shelves
F8 7842 A4	Flush	48"W x 24"D x 78"H	137 total: (64) XS, (64) S, (3) L, (6) XL all yellow	(3) 48"Wx18"D shelves
F8 7451 A6	Flush	48"W x 24"D x 78"H	128 total: (128) XS	(4) 48"Wx18"D shelves
F8 7200 A0	Flush	48"W x 24"D x 78"H	Not Applicable	(3) 48"Wx18"D shelves
F8 7198 A4	Flush	48"W x 24"D x 78"H	Bin Bracket Only	(2) 48"Wx18"D shelves; (6) 18"Wx4"D door shelves

Extra Shelving:

F8 7956 A4
60"W x 18"D shelf
500-lb. capacity

F8 5871 A4
72"W x 18"D shelf
500-lb. capacity

F8 7845 A1
48"W x 18"D shelf
400-lb. capacity

F8 7854 A2
36"W x 18"D shelf
800-lb. capacity

F8 7837 A1
18"W x 4"D door shelf
25-lb. capacity
(for doors w/louvered panels)

F8 7993 A7
12"W x 4"D door shelf
25-lb. capacity
(for doors w/louvered panels)



Made in the U.S.A.



Jumbo Bin Cabinet

Model No.	Door Style	Size	Bins (not sold separately)	Shelving
F8 7843 A3	Flush	48"W x 24"D x 78"H	171 total: (64) XS, (64) S, (24) M, (13) L, (6) XL	Not Applicable
F8 7844 A2	Flush	48"W x 24"D x 78"H	Bin Bracket Only	Not Applicable



Deep Door Bin Cabinet

Model No.	Door Style	Size	Bins (not sold separately)	Shelving
F8 7969 A1	Deep	48"W x 24"D x 84"H	192 total: (72) XS, (72) S, (24) M, (18) L, (6) XL	Not Applicable
F8 7992 A8	Deep	48"W x 24"D x 84"H	Bin Bracket Only	Not Applicable
F8 7199 A3	Deep	36"W x 24"D x 72"H	Bin Bracket Only	Not Applicable



Deep Door Bin & Shelf Cabinet

Model No.	Door Style	Size	Bins (not sold separately)	Shelving
F8 7970 A0	Deep	48"W x 24"D x 84"H	144 Total: (144) XS	(4) 48"Wx18"D shelves
F8 7971 A9	Deep	48"W x 24"D x 84"H	84 Total: (64) S, (20) L	(2) 48"Wx18"D shelves (6) 23"Wx4"D door shelves
F8 7972 A8	Deep	48"W x 24"D x 84"H	Not Applicable	(4) 48"Wx18"D shelves (12) 23"Wx4"D door shelves
F8 7307 A2	Deep	36"W x 24"D x 72"H	96 Total: (96) S	(4) 36"Wx18"D shelves
F8 7308 A1	Deep	36"W x 24"D x 72"H	Bin Brackets in Doors Only	(4) 36"Wx18"D shelves
F8 7309 A0	Deep	36"W x 24"D x 72"H	Bin Brackets in Doors & Lower Half of Cab Only	(3) 36"Wx18"D shelves
F8 7452 A5	Deep	36"W x 24"D x 72"H	Not Applicable	(4) 36"Wx18"D shelves (12) 18"Wx4"D door shelves



Multi-Use Utility Cabinet

Model No.	Door Style	Size	Bins (not sold separately)	Shelving
F8 5880 A5	Flush	48"W x 24"D x 78"H	64 total: (64) XS, plus punched hole inserts	(2) 48"Wx18"D shelves, plus punched hole inserts
F8 5881 A4	Flush	48"W x 24"D x 78"H	Punched hole inserts only	(4) 48"Wx18"D shelves

Extra Shelving:

F8 7845 A1
48"W x 18"D shelf
400-lb. capacity

F8 7854 A2
36"W x 18"D shelf
800-lb. capacity

F8 7837 A1
18"W x 4"D door shelf
25-lb. capacity
for use w/louvers

F8 7993 A7
12"W x 4"D door shelf
25-lb. capacity
for use w/louvers

F8 7103 A8
18"W x 4"D door shelf
25-lb. capacity
bolt-on for deep doors


F8 7997 A7
23"W x 4"D door shelf
25-lb. capacity
bolt-on for deep doors

High Capacity Cabinets



All-Welded Steel Cabinet

Model No.	Door Style	Size	Bins (not sold separately)	Shelving
F8 7847 A9	Flush	36"W x 20"D x 60"H	Not Applicable	(3) 36"Wx18"D shelves
F8 7848 A8	Flush	36"W x 20"D x 72"H	Not Applicable	(4) 36"Wx18"D shelves
F8 7849 A7	Flush	36"W x 20"D x 84"H	Not Applicable	(4) 36"Wx18"D shelves
F8 7851 A5	Flush	36"W x 24"D x 72"H	Not Applicable	(3) 36"Wx22"D shelves
F8 7852 A4	Flush	36"W x 24"D x 84"H	Not Applicable	(3) 36"Wx22"D shelves
F8 7853 A3	Flush	48"W x 24"D x 72"H	Not Applicable	(3) 48"Wx22"D shelves
F8 7189 A5	Flush	48"W x 24"D x 78"H	Not Applicable	(3) 48"Wx18"D shelves



Hi-Vent Bin Cabinet

Model No.	Door Style	Size	Bins (not sold separately)	Shelving
F8 6315 A6 Smoke Gray	Flush	36"W x 20"D x 78"H	36 total: (36) 8 1/4"W x 7"H x 14 3/4"L	Not Applicable
F8 6318 P3 Putty	Flush	36"W x 20"D x 78"H	36 total: (36) 8 1/4"W x 7"H x 14 3/4"L	Not Applicable
F8 6316 A5 Smoke Gray	Flush	36"W x 20"D x 78"H	18 total: (18) 16 1/2"W x 7"H x 14 3/4"L	Not Applicable
F8 6319 P2 Putty	Flush	36"W x 20"D x 78"H	18 total: (18) 16 1/2"W x 7"H x 14 3/4"L	Not Applicable



All-Welded Bin Cabinet

Model No.	Door Style	Size	Bins (not sold separately)	Shelving
F8 7735 A4	Flush	36"W x 20"D x 78"H	72 Total: (72) 4"W x 12"L x 4"H poly bins	Not Applicable

Hi-Vis Bin Cabinet

Model No.	Door Style	Size	Bins (not sold separately)	Shelving
F8 6227 A1 Smoke Gray	Flush	36"W x 20"D x 78"H	36 total: (36) 8 1/4"W x 7"H x 14 3/4"L	Not Applicable
F8 6230 P6 Putty	Flush	36"W x 20"D x 78"H	36 total: (36) 8 1/4"W x 7"H x 14 3/4"L	Not Applicable
F8 6228 A0 Smoke Gray	Flush	36"W x 20"D x 78"H	18 total: (18) 16 1/2"W x 7"H x 14 3/4"L	Not Applicable
F8 6231 P5 Putty	Flush	36"W x 20"D x 78"H	18 total: (18) 16 1/2"W x 7"H x 14 3/4"L	Not Applicable
F8 1880 A2 Putty	Flush	36"W x 20"D x 78"H with Digi-Lock	Bin Bracket Only	(4) 36"Wx18"D shelves
F8 1881 A3 Putty	Flush	36"W x 20"D x 78"H with Digi-Lock	18 total: (18) 16 1/2"W x 7"H x 14 3/4"L	Not Applicable



Extra Shelving:

F8 7845 A1
48"W x 18"D shelf
400-lb. capacity

F8 7854 A2
36"W x 18"D shelf
800-lb. capacity

F8 7855 A1
36"W x 22"D shelf
800-lb. capacity

F8 7856 A0
48"W x 22"D shelf
400-lb. capacity



Electronic Locking Cabinet



Vari-Tuff™ Electronic Locking Cabinet adds extra strength and security to your storage system with the convenience of electronic lock management. Three-point locking system is anchored by electronic lock which includes 1/2" deadbolt. Includes a programming bypass/master key.

*Digilock electronic locks are available on any cabinet



Model No.	Door Style	Size	Bins (not sold separately)	Shelving
F8 5874 A1 Charcoal	Flush	48"W x 24"D x 78"H	Not Applicable	(2) 48"Wx18"D shelves (6) 18"Wx 4"D door shelves
F8 5875 A0 Charcoal	Flush	36"W x 24"D x 72"H	Not Applicable	(3) 36"Wx22"D shelves
F8 5876 A9 Charcoal	Flush	36"W x 24"D x 84"H	Not Applicable	(3) 36"Wx22"D shelves
F8 5877 A8 Charcoal	Flush	48"W x 24"D x 72"H	Not Applicable	(3) 48"Wx22"D shelves
F8 5874 W5 White	Flush	48"W x 24"D x 78"H	Not Applicable	(2) 48"Wx18"D shelves (6) 18"Wx 4"D door shelves
F8 5875 W4 White	Flush	36"W x 24"D x 72"H	Not Applicable	(3) 36"Wx22"D shelves
F8 5876 W3 White	Flush	36"W x 24"D x 84"H	Not Applicable	(3) 36"Wx22"D shelves
F8 5877 W2 White	Flush	48"W x 24"D x 72"H	Not Applicable	(3) 48"Wx22"D shelves

Half Cab



Model No.	Door Style	Size	Bins (not sold separately)	Shelving
F8 8131 A8	Deep	36"W x 24"D x 36"H	Not Applicable	(1) 36"Wx18"D shelf (12) 12"Wx4"D door shelves
F8 7459 A8	Deep	36"W x 24"D x 36"H	74 total: (24) XS, (32) S, (12) M, (4) L, (2) XL	No full-width drawers
F8 5889 A6	Deep	36"W x 24"D x 36"H	48 total: (48) XS in doors	(2) 36"Wx18"D shelf

Work Bench/Cabinet Combo



Model No.	Door Style	Size	Bins (not sold separately)	Shelving
F8 6510 B6 Light Gray	Flush	60"W x 30"D x 36"H	20 total: (20) XS in doors	(1) 29 5/8"Wx22"D shelf (4) 27"Wx17"Dx4"H drawers
F8 6511 B1 Tropic Sand	Flush	60"W x 30"D x 36"H	20 total: (20) XS in doors	(1) 29 5/8"Wx22"D shelf (4) 27"Wx17"Dx4"H drawers
F8 6512 B3 Black	Flush	60"W x 30"D x 36"H	20 total: (20) XS in doors	(1) 29 5/8"Wx22"D shelf (4) 27"Wx17"Dx4"H drawers
F8 6369 B3 Light Gray	Flush	60"W x 30"D x 36"H	Brackets only on doors	(2) 29 5/8"Wx22"D shelves
F8 6370 B1 Black	Flush	60"W x 30"D x 36"H	Brackets only on doors	(2) 29 5/8"Wx22"D shelves
F8 6371 B4 Tropic Sand	Flush	60"W x 30"D x 36"H	Brackets only on doors	(2) 29 5/8"Wx22"D shelves
F8 6372 B9 Light Gray	Flush	60"W x 30"D x 36"H	Not Applicable	(8) 32"Wx17"Dx4"H drawers
F8 6373 B0 Black	Flush	60"W x 30"D x 36"H	Not Applicable	(8) 32"Wx17"Dx4"H drawers
F8 6374 B8 Tropic Sand	Flush	60"W x 30"D x 36"H	Not Applicable	(8) 32"Wx17"Dx4"H drawers

Extra Shelving:

F8 7845 A1
48"W x 18"D shelf
400-lb. capacity

F8 7854 A2
36"W x 18"D shelf
800-lb. capacity

F8 7103 A8
18"W x 4"D door shelf
25-lb. capacity
bolt-on for deep doors

F8 7997 A7
23"W x 4"D door shelf
25-lb. capacity
bolt-on for deep doors



High Capacity Cabinet Accessories

4-Drawer & 8-Drawer Kits

* Drawer kits come in 4- and 8-drawer units, and are only available for cabinets that have shelves. Drawers for 36"-wide cabinets have 4 1/2"H x 30 1/2"W x 16 1/2"D of useable inside space, and drawers for 48"-wide cabinets have 4 1/2"H x 42 1/2"W x 16 1/2"D of useable inside space.



Model No.	Description
F88132A7	4-Drawer Kit for 36" Cab w/18" deep shelves
F88133A6	4-Drawer Kit for 36" Cab w/22" deep shelves
F88134A5	8-Drawer Kit for 36" Cab w/18" deep shelves
F88135A4	8-Drawer Kit for 36" Cab w/22" deep shelves
F88136A4	4-Drawer Kit for 48" Cab w/18" deep shelves
F88137A3	4-Drawer Kit for 48" Cab w/22" deep shelves
F88138A2	8-Drawer Kit for 48" Cab w/18" deep shelves
F88139A1	8-Drawer Kit for 48" Cab w/22" deep shelves

Cabinet Caster Pack

All Vari-Tuff™ cabinets are constructed for portability. Simply purchase and install a caster pack, and you can move your cabinet anywhere in your facility. Deep door caster packs come with an extra set of casters to mount underneath each door for added structure and durability.



Model No.	Description	No. of Wheels
F1 0404 A3	Caster pack for flush door cabinets	4
F1 0405 A2	For deep door cabinets mounted with pins	6
F1 0406 A1	For deep door cabinets mounted with hinges	6

Lockable Work Stations



The Vari-Tuff™ Gull Wing Work Station is the ultimate in secure work environments. Lean up your processes by having everything you need to do your work in one 26-square-foot area. Cabinet doors roll on 2" swivel casters and open to reveal side and back panels for bins, a back peg panel, and a 48" table top that extends an extra 32" on each side for a total 112" of work table. Features 4 drawers with 100-lb. capacity each. All-welded unit is constructed of 14-ga. steel with baked-on enamel finish.

Features:

- Multi-outlet electrical strip
- Overhead fluorescent light
- 108 Poly bins:
 - (70) 4"W x 5"L x 3"H
 - (30) 4"W x 7"L x 3"H
 - (8) 6"W x 11"L x 5"H
- (4) 42" x 17" x 4" drawers



Model No.	Door Style	Size	Bins (not sold separately)
F8 8926 A7	Flush	Closed: 50"W x 33 1/4"D x 87"H Open: 112"W x 33 1/4"D x 87"H	108 Total: (70) XS, (30) S, (8) M

Due to continuous improvement efforts, specifications are subject to change without notice.

C
I
M
A
N
Z
X
D



Mobile Utility Cabinets

Take your workstation with you with a Vari-Tuff™ brand portable cabinet. Store and transport your workstation materials in these portable utility cabinets for quick and easy access to tools and supplies. A convenient combination of storage options includes units with just shelving, just drawers and units with drawers and shelving.



Model F8-1836-A4

Vari-Tuff™ Portable Shop/Lab Cabinet
is all-welded and easily functions in any working environment.

- Measures 36"H x 36"W x 22"D
- Four locking drawers
- Side compartment with stationary center shelf
- Drawers equipped with padlock hasps (padlocks not included)
- 1 1/2"-high side and backstop
- (2) swivel and (2) rigid 5" casters
- Handles up to 800 lbs.
- Drawers measure: 14"W x 20"D x 5"H



Model F8-1843-A6

Vari-Tuff™ Portable Drawer Cabinet
All-welded cabinet adds a little extra space and convenience while offering security.

- Measures 34"H x 23"W x 20"D
- Four locking drawers
- Like-keyed cylinder locks
- Drawers roll on ball bearing slides
- 1/2" back and side stops
- (2) swivel and (2) rigid 5" casters
- Handles up to 800 lbs.
- Finished with furniture-grade, baked-on gray enamel
- Drawers measure: 20"W x 19 3/4"D x 5"H



Model F8-1842-A7

Vari-Tuff™ Portable Utility Cabinet
All-welded cabinet features two locking drawers and a small bottom compartment to add versatility to your work environment.

- Measures 34"H x 23"W x 20"D
- Like-keyed cylinder locks
- 1/2" high back and side stops
- (2) swivel and (2) rigid 5" casters
- Handles up to 800 lbs.
- Finished with furniture-grade, baked-on gray enamel
- Drawers measure: 20"W x 19 3/4"D x 5"H



Models F8-1834-A7 & F8-1835-A6

Vari-Tuff™ Dual Purpose Portable Cabinet
Compartment variety makes this one of the most versatile tool and supply transport carts available.

- Four locking drawers
- Side compartment with stationary center shelf
- Door features full-length piano hinge and single-point locking handle
- (2) swivel and (2) rigid 5" rubber casters
- 3"-high backstop
- Handles up to 800 lbs.
- Drawers measure 20"W x 19 3/4"D x 5"H
- F8-1834-A7 measures 34"H x 46"W x 21"D
- F8-1835-A6 measures 34"H x 36"W x 21"D, does not include center shelf



Models F8-1837-A4 & F8-1838-A3

Vari-Tuff™ Portable Shelf Cabinet
Perfect for large and small tools alike. Partitioned compartment keeps items neatly organized.

- Single-point locking handle
- (2) swivel and (2) rigid 5" rubber casters
- 3"-high backstop
- Handles up to 800 lbs.
- F8-1837-A4 measures 34"H x 46"W x 21"D
- F8-1838-A3 measures 34"H x 36"W x 21"D, with a single full-length center shelf

*Custom colors available.
Call for quote*



Made in the U.S.A.



Models F8-3892-A2 & F8-3893-A1

Vari-Tuff™ Portable Bin Cabinet

Offers a variety of storage options including drawers, shelving and door bins.

- 5" rubber casters
- Door features full-length piano hinge and single-point locking handle
- Individual locks on drawers
- Offset door brackets hold up to 12 parts bins
- Non-slip black rubber mat
- 3"-high backstop
- Handles up to 800 lbs.
- F8-3892-A2 measures 35"H x 36"W x 21"D (12) XS bins
- F8-3893-A1 measures 35"H x 46"W x 21"D (24) XS bins



Models F8-4917-A1 through F8-4919A9

Vari-Tuff™ Portable Bin Cabinet

Keeps parts organized and contained, while offering complete security.

- 3-point locking handle
- 5" rubber casters
- 1½"-high rim around three side of top workspace
- Available with 18 or 20 various sized bins
- Also available with bin brackets only
- Stands 36 ½"H x 36"W x 22"D
- Handles up to 800 lbs.
- F8-4917-A1 measures 36½"H x 36"W x 22"D, (12) SM, (4) M, (2) XL bins
- F8-4918-A0 measures 36½"H x 36"W x 22"D (12) M, (8) L bins
- F8-4919-A9 measures 36½"H x 36"W x 22"D, with no bins



Models F8-4930-A4

Vari-Tuff™ Mobile Bench Cabinet Increases workload efficiency by allowing for high-capacity storage while serving as a heavy-duty mobile bench cabinet.

- 16-ga., all-welded construction with 14-ga. steel top
- Handles up to 2,000 lbs.
- (2) swivel and (2) rigid 5" rubber casters
- Equipped with hinged front door secured with a 3-point locking handle
- Four like-keyed drawers on either side of unit
- Each drawer handles up to 300 lbs.
- Measures 63"W x 30"D x 36"H
- Furniture-grade baked-on gray enamel.
- Drawers measure 25"W x 20 ½"D
- Includes (4) 4"H, (2) 6"h & (2) 8"H drawers




Models F8-4931-A3 through F8-4933-A1

Vari-Tuff™ Mobile Bench Cabinet Keeps parts organized and contained, while offering variety and complete security.

- 3-point locking handle on the doors
- Like-keyed cylinder locks on interior drawers
- 16-ga., all-welded construction with 14-ga. steel top
- 3" side and back stop
- 12"-deep welded vise shelf
- 5" rubber casters
- Handles up to 1,500 lbs.
- F8-4931-A3 measures 63"W x 26"D x 36"H, (4) 4" drawers (6" gap below drawers)
- F8-4932-A2 measures 63"W x 26"D x 36"H (4) 4" & (1) 6" drawer
- F8-4933-A1 measures 63"W x 26"D x 36"H, (2) 4", (1) 6" & (1) 8" drawer



Due to continuous improvement efforts, specifications are subject to change without notice.



Vari-Tuff™ Brute Shelving

Designed to stand up to years of heavy use and built with heavy material storage in mind for longevity and durability.

- 60" or 72" heights, and widths of 36", 48" and 60"



- 12-ga., reinforced flanged, steel shelves
- Hardware kit available for connecting multiple shelving units
- 2500 lbs. of capacity per shelf
- Finished in light gray enamel
- Panel Pak includes 20-ga. steel sides and back panel
- Shelf Pak consists of 5 shelves
- 10-ga., 2" x 2" formed-angle steel posts
- Ships unassembled



Model	Dimensions
F8 5294 A1	60" Corner Post
F8 5295 A0	72" Corner Post
F8 5296 A9	18x36x60 Panel Pak
F8 5297 A8	24x36x60 Panel Pak
F8 5298 A7	24x48x60 Panel Pak
F8 5299 A6	24x60x60 Panel Pak
F8 5313 A7	18x36x72 Panel Pak
F8 5314 A6	24x36x72 Panel Pak
F8 5315 A5	24x48x72 Panel Pak
F8 5316 A4	24x60x72 Panel Pak
F8 5317 A3	24x60 Shelf
F8 5318 A2	24x48 Shelf
F8 5319 A1	24x36 Shelf
F8 5320 A0	18x36 Shelf
F8 5321 A8	24x60 Shelf Pak
F8 5322 A7	24x48 Shelf Pak
F8 5323 A6	24x36 Shelf Pak
F8 5324 A5	18x36 Shelf Pak
F8 5312 A8	Hardware Kit

Vari-Tuff™ Heavy Duty Open Shelving provides a

reliable and effective way to store parts and supplies and maintain inventories.



- 1750 lbs. of capacity per shelf
- 12-ga. galvanized steel corner posts
- 14-ga. steel shelves finished in furniture-grade gray enamel
- 5 shelves included in each shelf pack
- Ships knocked down

Model	Dimensions
F8 7907 A3 & F8 7913 A7	18"D x 36"W shelf pack & 72"H post pack
F8 7908 A2 & F8 7913 A7	18"D x 48"W shelf pack & 72"H post pack
F8 7909 A1 & F8 7913 A7	18"D x 60"W shelf pack & 72"H post pack
F8 7910 A0 & F8 7913 A7	24"D x 36"W shelf pack & 72"H post pack
F8 7911 A9 & F8 7913 A7	24"D x 48"W shelf pack & 72"H post pack
F8 7912 A8 & F8 7913 A7	24"D x 60"W shelf pack & 72"H post pack
F8 7907 A3 & F8 7914 A7	18"D x 36"W shelf pack & 96"H post pack
F8 7908 A2 & F8 7914 A7	18"D x 48"W shelf pack & 96"H post pack
F8 7909 A1 & F8 7914 A7	18"D x 60"W shelf pack & 96"H post pack
F8 7910 A0 & F8 7914 A7	24"D x 36"W shelf pack & 96"H post pack
F8 7911 A9 & F8 7914 A7	24"D x 48"W shelf pack & 96"H post pack
F8 7912 A8 & F8 7914 A7	24"D x 60"W shelf pack & 96"H post pack
F8 7915 A5	18" x 36" shelf
F8 7916 A4	18" x 48" shelf
F8 7917 A3	18" x 60" shelf
F8 7918 A2	24" x 36" shelf
F8 7919 A1	24" x 48" shelf
F8 7920 A0	24" x 60" shelf

Due to continuous improvement efforts, specifications are subject to change without notice.



Made in the U.S.A.





Model F8 5827 A0

Vari-Tuff™ Mobile Shop Desk is an all-welded, open-base unit featuring an ergonomically-designed sloped table-top for safety and comfort.

- Sliding drawer with cylinder lock
- 23"W x 20"D x 51"H
- 3" rubber swivel casters.
- Furniture-grade, baked-on gray enamel



Model F8 5828 A9

Vari-Tuff™ Mobile Shop Desk features four shelves and a locking drawer for versatility and mobility.

- 16-ga. steel construction
- Shelving features 1 1/2" lips
- 3" rubber swivel casters
- Furniture-grade, baked-on gray enamel
- 27"W x 20"D x 51"H



Model F8 5829 A8

Vari-Tuff™ Mobile Shop Desk features individually-locking compartments for added security.

- 16-ga. steel
- 5" rubber swivel casters
- Lockable compartments
- Furniture-grade, baked-on gray enamel
- 23"W x 20"D x 51"H

VALLEYCRAFT
PRODUCTS



Made in the U.S.A.

Valley Craft's origin lies in the creation of our quality-crafted, heavy-duty hand trucks. For over 50 years now, Valley Craft has been designing and manufacturing durable, reliable materials handling equipment to meet a tremendous variety of distribution, delivery and general purpose needs. Our long-standing reputation for excellence and high standards guarantees you a superior product produced of high-grade materials and quality craftsmanship.

Guaranteed Quality: Valley Craft's promise of quality is backed by a one-year warranty to ensure our customers of a superior product manufactured to meet rigorous standards.

Customer-Driven Sales & Service Staff: Our knowledgeable sales and customer service personnel will assist you in finding just the right hand truck to meet your working needs.

Skilled Technical Support: Our technical support staff is happy to help with troubleshooting and product customization. Technical support is available during regular business hours, Monday through Friday.

Wide-Ranging Availability: We have distributors located in every state of the Union, and our hand trucks are available to ship worldwide.

Whether your job requires industrial-strength capacities or simply repetitive labor, Valley Craft makes the hand truck you need. Our state-of-the-art manufacturing processes, premium-grade raw materials and superior workmanship are guarantees of a quality product that will get the job done.

• *Through continuous product improvements, specifications are subject to change without notice.*

How to Reach Us

Phone: (800) 328-1480 *or* (651) 345-3386

Fax: (651) 345-3606


E-mail: handtrucks@valleycraft.com *or* customer@valleycraft.com

Web Site: Get the latest downloadable information and photos on hand trucks and our complete line of material handling products at www.valleycraft.com.


Valley Craft, Inc. • 2001 South Highway 61 • Lake City, MN • 55041



Everything you need to securely store & transport shop, office & facility supplies in all areas of your work environment. Valley Craft has the equipment to safely and effectively handle your workload.




For more Valley Craft solutions, check out the catalogs below at www.valleycraft.com or call (800) 328-1480.



Drum Handling Solutions

Products for handling steel, plastic & fiber 30-, 55- & 85-gallon overpack drums.


- Lift Truck Attachments
- Hand Trucks
- Portable Lifts
- Dollies



Material Handling Solutions

Carts for a variety of office, shop & distribution handling needs.

- Drum Trucks
- Distribution Trucks
- Specialty & Office Trucks
- Waste & Chip Trucks
- Cage & Utility Trucks
- Work Tables



Trailer Solutions

Industrial trailers for transport of heavy loads & large quantities within production or warehouse facilities.

- 4-Wheel Steer
- 6000-lb. Capacity
- Reverse Steer



Ovation

Custom material handling solutions designed to meet specific needs with efficiency and productivity in mind.

- Needs assessment
- Engineering
- Prototyping
- Production



2001 South Highway 61 • Lake City, MN 55041
Ph: (800)328-1480 or (651)345-3386 Fx: (651)345-3606
valleycraft.com customer@valleycraft.com